



06.07.20

Dear Year 6,

Thank you to everybody for your wonderful pictures for our 'Virtual Leavers' Assembly', I think it's going to be amazing!

This week we're continuing our work on *Monsters* – I'm really enjoying this, I hope you are too. You're going to be writing your text later in the week.

In maths we'll revise fractions, decimals and percentages because I know this can be a tricky area for some of us.

This is your second-last week of Year 6, enjoy it, do your best work and next week we'll be doing some fun activities.

Miss Leeb 😊

Maths and English

Monday 06.07.20

<p>Reading (max 30 mins)</p>	<p>Purple Mash (set as a 2Do)</p> <p><u>Task:</u> Read chapter 4 of – <i>A Bit of a Hero</i> Complete the quiz.</p> <p><i>Make sure you're reading a bit from your own book every day and writing in your Reading Record 😊</i></p>
--------------------------------------	---

Literacy
(45 mins – 1
hour)

Monsters

This week we'll be continuing our work on Monsters, including writing our information text.

New Ideas

Today you are going to come up with **ideas for your text**.

YOU ARE NOT WRITING YOUR INFORMATION TEXT!!

Instructions and model on Seesaw.



Task: Jot down ideas for your paragraphs

- I've put up some pictures for inspiration – in case you are not sure what your monster looks like.
- I've given you some ideas for what your paragraphs could be about, but you can add your own paragraph ideas.
- Jot down as many ideas as you can for each paragraph – ***you can use words and phrases as these are notes.***
- You can do this in your book or on the template.

Paragraph Ideas

Appearance

-
-
-
-

Diet

-
-
-
-

Friends/Enemies

-
-
-
-

Weapons/Powers

-
-
-
-

Habitat

-
-
-
-

Abilities


-
-
-
-

Quotations from an expert

-
-
-
-

??????????

-
-
-
-

Spelling / Grammar	Statutory Words Work on any statutory words you struggled with in last week's quizzes. 
Maths (45 mins – 1 hour in total)	Daily Fluency (about 15 mins): Doodle Maths / Doodle Tables / TT Rockstars This week we'll be using the <i>White Rose</i> videos and activities on Fractions, Decimals and Percentages Watch the videos carefully, pausing to do the activities. Fractions to Percentages <u>Tasks:</u> 1. Your task is on Seesaw – log in and the video will pop up. <i>Watch carefully and complete the practice tasks.</i> 2. You have five questions to answer. There is a challenge question if you want to do it.

RE

Peace

The link to the video and activity are on Seesaw.

In this week's assembly by Rev. Steve, you're going to think about peace – what Jesus said about it and what it means to you.

Think about:

What does peace mean to you?



Task:

Watch the video and sing 'Glory and Honour' with the actions.


Think about **what peace means to you**.

Your task is to express this creatively – on Seesaw I have given you some examples of peace symbols and some ideas.

You could:

- *Draw a picture (perhaps with words added)*
- *Make a poster*
- *Write a poem (acrostic or free verse)*
- *Make a collage about peace*
- *Write some words down*

Tuesday 07.07.20

<p>Reading (max 30 mins)</p>	<p>Purple Mash (set as a 2Do)</p> <p><u>Task:</u> Read chapter 5 of – <i>A Bit of a Hero</i> Complete the quiz.</p> <p><i>Make sure you're reading a bit from your own book every day and writing in your Reading Record ☺</i></p>
<p>Literacy (45 mins – 1 hour)</p>	<p>Monsters</p> <p>Draw your monster</p> <p><u>Task:</u> To help you get a real picture of what your monster is like, have a go at Sketching them.</p> <p><i>You might want to label some of their interesting features.</i></p> <p>Activity on Seesaw</p> 
<p>Spelling / Grammar</p>	<p>Seesaw</p> <p>Your SPAG today is based on your reading book.</p> <p><u>Task:</u> Complete the questions on Seesaw.</p>

<p>Maths (45 mins – 1 hour in total)</p>	<p>Daily Fluency (about 15 mins): Doodle Maths / Doodle Tables / TT Rockstars</p> <p>Equivalent Fractions, Decimals and Percentages</p> <p>Watch the videos carefully, pausing to do the activities.</p> <p><u>Tasks:</u></p> <p>1. Your task is on Seesaw – log in and the video will pop up. <i>Watch carefully and complete the practice tasks.</i></p> <p>2. You have four questions to answer. There is a challenge question if you want to do it.</p>

Windrush: *Coming to England: A Child's Perspective*

Floella Benjamin is a children's television presenter and author and she wrote an autobiography called *Coming to England*. In the book she provides a detailed picture of her early childhood in Trinidad and tells the story of her family's sudden and unexpected move to England.

This extract is also on Seesaw.

Celebrations

This extract describes Floella's special Sunday lunches at home with her family in Trinidad.

Read the description aloud and look out for the details that reveal that, for her, it is a special experience. Make notes of your thoughts.

For lunch it was either a rich tasty soup which was like a stew made of meat, pulses, vegetables and dumplings, or rice served with beef, chicken or, on Fridays, fish. For dessert we had whatever fresh fruit was in season: mangoes, pineapples, pawpaw or pomsitea, and for supper we had bread and cakes, all baked by Marmie, washed down with cocoa.

Saturday was Marmie's baking day, and she would bake enough for the whole week. Bread or bakes – a sort of bread with no yeast; sweet bread – bread with coconut and sugar; sponge cakes and coconut drops. The smell of freshly baked bread and cakes was wonderful – it always made me hungry. Sandra and I had to do our bit by helping to grease the baking tins and stir the cake mixture. The best part was when we fought over licking the cake bowl.

Sunday was a special day in Trinidad. It was the one time of the week when we all got together which gave me a happy feeling of belonging and a sense of occasion. The realisation that the family unit was special began to take place during that time. We ate lavishly in the sitting room: the crisp starched white tablecloth would be spread out over the mahogany table, and the best glasses – frosted coloured ones – and plates were used. Then the table would be laden with dishes of food – it was like a feast. On the menu was brown down chicken, rice, plantains, callaloo, sweet potatoes, cassavas, gungo peas, and macaroni cheese pie.



(Floella Benjamin, *Coming to England*, pp. 15–18)



Task:

- Read the extract from Floella Benjamin's autobiography aloud describing her special Sunday lunches at home in Trinidad.
- Look for the details that show that for her it's a special experience.
- Think of a special meal or celebration you've had and write about it.
 - * What details will you use to paint a picture for your reader?
 - * How will you show that it's a very special experience?
 - * Use your senses to bring your writing to life - what can you see, hear, taste, smell?

Wednesday 08.07.20

<p>Reading (max 30 mins)</p>	<p>First News</p> <p>There is a link to the latest copy of <i>First News</i> on the Year 6 page of our school website.</p> <p><u>Task:</u></p> <ul style="list-style-type: none">• Read two interesting articles.• Read 'Quick News' on page 2.• Write down three interesting things you read about. <p><i>Make sure you're reading a bit from your own book every day and writing in your Reading Record ☺</i></p> 
<p>Literacy (45 mins – 1 hour)</p>	<p>Monsters</p> <p>Planning</p> <p>Today we're going to organise our ideas into a box-up planner (we looked at one last week) to help structure your writing.</p> <p>Remember: <u>you can pick different topics than appearance, habitat and diet and also you can have your quotation from an expert in a different section.</u></p> <p><u>Task:</u></p> <ul style="list-style-type: none">• Use the box-up planner as a template (I have put it on Seesaw).• It might be better to draw your own planner in your book because you might want to have 2, 3, 4, 5 or 6 different sections.• Jot / draw your ideas next to each section (notes, words/phrases/ short sentences) <p>Remember: Look at your Information Text Toolkit.</p> 

Spelling / Grammar	Purple Mash (set as a 2Do) Using colons and commas <u>Task:</u> Play the 'Circus Tricks' game on <i>Purple Mash</i> .
Maths (45 mins – 1 hour in total)	Daily Fluency (about 15 mins): Doodle Maths / Doodle Tables / TT Rockstars Calculator Crunch – Number Neighbours! <u>Tasks:</u> 1. Your task is on Seesaw – log in and read / listen to the instructions. You're going to choose four consecutive numbers (numbers that follow each other) <i>Your task today is all about keeping the numbers in order.</i> <ul style="list-style-type: none">• You are going to multiply them and see how many products (answer to a multiplication) you can make.• You can group them but keep them in order!

Science

Classification: Curious Creatures

This week you're going to remind yourselves of the different types of groups of animals and learn about how scientists classified the Platypus when it was discovered.


Watch the video for more background information: <https://www.youtube.com/watch?v=QNoQvjlmGdk>

Read the slides (all on **Seesaw**) carefully.

Task:

- Imagine you have discovered a new creature.
- **Before you design it think about what group of animals it will belong to and make sure you include the characteristics of that group.**
- Use the template on Seesaw (you can do it in your book if you want to).
- Draw a picture of your animal.
- *Create a fact file (use the template headings) detailing its characteristics.*



<p>Reading (max 30 mins)</p>	<p>First News</p> <p>There is a link to the latest copy of <i>First News</i> on the Year 6 page of our school website.</p> <p><u>Task:</u></p> <ul style="list-style-type: none">• Read two interesting articles.• Look at 'World News' on page 8.• Write down three interesting things you found out.  <p><i>Make sure you're reading a bit from your own book every day and writing in your Reading Record ☺</i></p>
<p>Literacy (45 mins – 1 hour)</p>	<p>Monsters</p> <p>Write your monster report</p> <p>Today is the day you're going to write your non-fiction report.</p> <p>Before you write, have a good read through your plan to make sure it makes sense.</p> <p>Why not read it aloud to someone in your house and see if they have any suggestions to improve it.</p> <p>REMEMBER:</p> <p><u>Task:</u></p> <ul style="list-style-type: none">• Write your report.• Look at all the things you have to help you• Think about each paragraph – <i>can you use topic sentences to introduce them?</i>• Don't forget:<ul style="list-style-type: none">Y6 punctuationConjunctionsThe reader <p>To help you with your writing, you have lots of different things to help you:</p> <ul style="list-style-type: none">✓ The original text about monsters✓ The toolkit for reporting information✓ Your ideas page✓ Your diagram✓ The vocabulary we learned from the model✓ And most importantly, your plan <p>Draft your ideas on one piece of paper and edit it so you really like the words you have chosen. Read it through again to check spelling and punctuation and then write your final draft.</p>

	<p><i>I have put a model of my beginning on Seesaw.</i></p>
<p>Maths (45 mins – 1 hour in total)</p>	<p>Daily Fluency (about 15 mins): Doodle Maths / Doodle Tables / TT Rockstars</p> <p>Ordering fractions, decimals and percentages</p> <p><u>Tasks:</u></p> <p>1. Your task is on Seesaw – log in and the video will pop up. <i>Watch carefully and complete the practice tasks.</i></p> <p>2. You have five questions to answer. <i>There is a challenge question if you want to do it.</i></p>
<p>PSHE:</p>	<p>Money Sense: Money from Around the World</p> <p>If you've ever been on holiday to another country you'll know that the money (currency) is different. This week you're going to learn a bit about exchange rates and foreign currency.</p> <p><u>Tasks:</u></p> <ol style="list-style-type: none"> Interactive Game: Currency Challenge (the link is on Seesaw – have a go at converting pounds to different currencies). Currency and Foreign Exchange quiz (set as a 2Do on Seesaw)

Friday 10.07.20

<p>Reading (max 30 mins)</p>	<p>First News</p> <p>There is a link to the latest copy of <i>First News</i> on the Year 6 page of our school website.</p> <p><u>Task:</u> Read the Special Report – ‘<i>Sweet and Sour</i>’ on page 14.</p> <p>Answer these questions (remember to skim and scan for keywords):</p> <ol style="list-style-type: none">1. Why do you think the report is titled ‘Sweet and Sour’?2. Why are bees so important?3. How many flowers do bees need to visit to make 1kg of honey?4. What is it called when all the bees in a colony die?5. What is unusual about the ways bees live? <p><i>Make sure you’re reading a bit from your own book every day and writing in your Reading Record 😊</i></p>
<p>Literacy (45 mins – 1 hour)</p>	<p>Monsters</p> <p>Giving Feedback</p> <p>An important part of writing is giving feedback to the writer. Normally, in school, this is done by me and sometimes other children.</p> <p><u>Task:</u> Read the paragraph of information writing (on Seesaw). Correct any errors and then leave me some feedback based on the toolkit from last week.</p> <ul style="list-style-type: none">• <i>Is it formal enough?</i>• <i>Is there a topic sentence?</i>• <i>Is it interesting?</i>• <i>Does it engage the reader?</i>



<p>Maths</p>	<p>Daily Fluency (about 15 mins): Doodle Maths / Doodle Tables / TT Rockstars</p> <p>Percentages of amounts</p> <p><u>Tasks:</u></p> <p>1. Your task is on Seesaw – log in and the video will pop up. <i>Watch carefully and complete the practice tasks.</i></p> <p>2. You have four questions to answer. There is a challenge question if you want to do it.</p>
<p>Moving to Secondary</p>	<p>Timeline Activity</p> <p>This week I'd like you to make a timeline of your Primary School Highlights.</p> <p>Your work is set as a 2Do on Purple Mash (available from Thursday).</p> <p><u>Task:</u></p> <p>Watch the video.</p> <p>Think about one or two highlights from Year 1 to Year 6 (there is a box for each year group).</p> <p>Write down your highlights – you might want to include pictures or even upload photographs, and make it look lovely.</p> <p><i>Enjoy this activity 😊</i></p>

