
























Hello Year 1,


I hope you have had a lovely weekend. I have loved seeing all of your Seesaw posts. I can see how much work and learning some of you are doing at home. I am so proud of you. Last week we were 3rd on the leader board for Doodle Maths- Reception and Year 2 beat us. Can we beat them this week? We need you to log on everyday so we can be the champions!

See you soon

Miss Ross Goobey

   		Week beginning 20/04/2020		Home Learning Year 1			
Reading		Maths		Writing, Spelling and Grammar		Foundation	
Monday	<p>Read for 20 mins – use the ‘reading with your child prompts’ to ask questions and talk about the story.</p> <p><i>The lion, ladybird, peacock and tiger reading groups from school will have a purple mash reading chapter each day.</i></p> <p><i>Please log in and complete the chapter and the quiz set.</i></p>	<p>Today we have an online lesson around doubling and halving. Link on Seesaw </p> <p>https://www.thenational.academy/year-1/maths/to-problem-solve-using-doubling-and-halving-year-1-wk1-5/</p> <p>You will start the lesson with a quiz, then there is a video lesson and a follow up activity and quiz. These are on Seesaw for you to watch and record your answers. </p> <p>DoodleMaths – 10 mins</p> <p>Numbots– 10 min</p>	<p>Watch the story ‘The Enormous Turnip’ Link is on Seesaw </p> <p>https://www.youtube.com/watch?v=mGw5yTOPTSQ</p> <p>In your books write sentences about the vegetables you like and do not like and why, for example, you might write <i>I like potatoes and sweet potatoes because they can be creamy when you mash them or crunchy when you bake them. I do not like turnips because they are bland.</i></p> <p>Phonics – Link on Seesaw </p> <p>Watch Mr Thorne Does Phonics- ue video https://www.youtube.com/watch?v=7BOih-iw1u4</p> <p>Can you write some ue words in your home learning journal?</p>	<p>Please complete these activities over the week. You can choose which days you do them.</p> <p>Computing- CEOP Log into Seesaw  and watch the video ‘Lee and Kim’s Animal Adventure’ from CEOP. It is a video about staying safe online.</p> <p>Have a go at sorting the labels into personal information and not personal information.</p> <p>Then create a ‘Top Tips’ poster and take a photograph  and put it on Seesaw. </p> <p>Geography Open Google Earth on your computer or ask a grownup to download the free app on your mobile device.</p> <p>Using the search tool, in Google Earth, search for your school and</p>			

<p style="writing-mode: vertical-rl; transform: rotate(180deg);">Tuesday</p>	<p>Read for 20 mins</p> <p>Go through your book- how many digraphs can you find? Write them into your home learning journal and take a photograph. Upload it to Seesaw  if you can.</p>	<p>DoodleMaths – 30 mins</p> <p>Numbots- 10 min</p> <p>Please stay 'in the green' to make sure you are making progress through the learning objectives</p> <p>Reception beat us but 9% last week. We can be the top next week if we all log in!</p>	<p>Watch the story 'The Enormous Turnip' Link is on Seesaw </p> <p>https://www.youtube.com/watch?v=mGw5yTOPTSQ</p> <p>Draw a story map of The Enormous Turnip in your journal. Remember to use pictures and arrows to show the direction of the story.</p>	<p>your home. Click on the satellite button. You will now have a birds-eye view of your school/ home.</p> <p>In your home learning journal, draw a map of your school and the area around it. Shade or colour the roads. Label: the school, the playground, houses, flats, shops, trees, parks. Is there anything else you can see? Compare your map with Google Earth. What is the same? What is different</p>
<p style="writing-mode: vertical-rl; transform: rotate(180deg);">Wednesday</p>	<p>Read for 20 mins.</p> <p>Retell the story with as many details as you can.</p> <p>Why not record  your retell on Seesaw? </p>	<p>DoodleMaths – 30 mins</p> <p>Numbots- 10 min</p>	<p>Cracking Comprehension</p> <p>Log on to Cracking Comprehension and complete the set task. Read the text and then answer the questions carefully.</p>	<p>Take a photo  of your map and put it on Seesaw. </p> <p>There is a video on how to use Google Maps on Seesaw as part of this activity.</p>
<p style="writing-mode: vertical-rl; transform: rotate(180deg);">Thursday</p>	<p>Read for 20 mins</p> <p>Why not record  your retell on Seesaw? </p>	<p>DoodleMaths – 30 mins</p> <p>Numbots- 10 min</p>	<p>Look at the story map you drew on Tuesday. Retell the story to your mum/ dad/ sister or to yourself.</p> <p>Today and tomorrow you are going to write the story using your story map. Remember to use capital letters, full stops and finger spaces.</p> <p>To make your writing interesting you will need to use conjunctions (and, but, because, so) and adjectives (the enormous, pink turnip/ a small, crooked cottage)</p> <p>Phonics - A link is on Seesaw </p> <p>Watch Mr Thorne does phonics – ew sound https://www.youtube.com/watch?v=GJL84QOnGIA</p>	<p>Science Activity</p> <p>In spring many flowers bloom. This week we are learning to name some different flowers. Have a look at the plant identification sheet on Seesaw.  Have you seen any of these flowers during your daily exercise? Circle  the ones you have seen.</p> <p>Use the template on Seesaw  to draw a picture of your favourite plant and answer the questions using the T label button.</p>

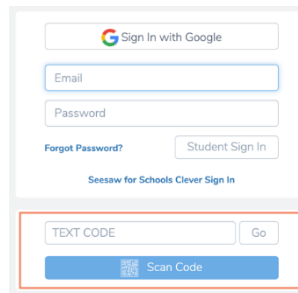
Friday	<p>Read for 20 mins</p> <p>What has been your favourite part of the story? Why? What was your favourite word?</p>	<p>DoodleMaths – 30 mins</p> <p>Numbots– 10 min</p>	<p>Continue to write the story using your story map. Remember to use capital letters, full stops and finger spaces.</p> <p>When you have finished your writing check that it is interesting and that you have use conjunctions (and, but, because, so) and adjectives (the enormous, pink turnip/ a small, crooked cottage)</p> <p>Phonics - A link is on Seesaw </p> <p>Watch Mr Thorne does phonics – ee/ ea/ y/ ie sound https://www.youtube.com/watch?v=WO1yIMaWf0w</p>	
---------------	---	---	---	--

Seesaw

While school is closed, we will start to use Seesaw for home learning. Seesaw helps us work together to help children. We'll use Seesaw to share learning activities and resources, capture your child's learning, and communicate with the children. Seesaw can be accessed online and through the Seesaw App. You can use on tablets, computers or phones.

Visit <https://app.seesaw.me/#/login> or download the App
 Click I'm a Student
 Enter the home learning code sent to your through Parent Mail

On the website is a short video I made showing you how to log in



← Enter home learning code here

Cracking Comprehension login:

Your name and the first letter of your surname e.g. andrewb

Password: crab

School Centre ID: 205613

1. Login to My Rising Stars

You can log in at my.risingstars-uk.com with your school centre ID and your username and password. See above.

2. Select the Cracking Comprehension button to open.